












## Ergebnis Kreiswahl 2014-Altenberge WB 1 - Altenberge/Laer

### Endergebnis 13 Stimmbezirke

|               |  |               |      |
|---------------|--|---------------|------|
| <b>CDU</b>    |  | <b>52,7 %</b> | -1,4 |
| Ergebnis 2009 |  | 54,1 %        |      |
| <b>SPD</b>    |   | <b>20,8 %</b> | +2,3 |
| Ergebnis 2009 |   | 18,5 %        |      |
| <b>GRÜNE</b>  |   | <b>16,7 %</b> | +1,0 |
| Ergebnis 2009 |   | 15,7 %        |      |
| <b>FDP</b>    |   | <b>2,6 %</b>  | -6,8 |
| Ergebnis 2009 |   | 9,4 %         |      |
| <b>LINKE</b>  |   | <b>2,6 %</b>  | +0,4 |
| Ergebnis 2009 |   | 2,2 %         |      |
| <b>UWG</b>    |   | <b>4,7 %</b>  | +4,7 |
| Ergebnis 2009 |  | ---           |      |

Wahlberechtigte: 8.312  
Wahlbeteiligung: 66,5%

| Nr.        | Stimmbezirk                           | Wahlberechtigte | Wähler/-innen | CDU          | SPD          | GRÜNE       | FDP        | LINKE      | UWG        |
|------------|---------------------------------------|-----------------|---------------|--------------|--------------|-------------|------------|------------|------------|
| 66004.1.1  | DRK-Familienzentrum Pustblume/Foyer   | 677             | 453           | 178<br>40,0% | 106<br>23,8% | 97<br>21,8% | 12<br>2,7% | 14<br>3,1% | 38<br>8,5% |
| 66004.1.2  | DRK-Familienzentrum Fifikus/Foyer     | 675             | 456           | 224<br>49,6% | 109<br>24,1% | 77<br>17,0% | 10<br>2,2% | 15<br>3,3% | 17<br>3,8% |
| 66004.1.3  | DRK-Familienzentrum Fifikus/Turnhalle | 692             | 473           | 190<br>40,5% | 143<br>30,5% | 78<br>16,6% | 11<br>2,3% | 16<br>3,4% | 31<br>6,6% |
| 66004.1.4  | Ludgeri-Hauptschule                   | 632             | 416           | 198<br>48,1% | 96<br>23,3%  | 85<br>20,6% | 8<br>1,9%  | 9<br>2,2%  | 16<br>3,9% |
| 66004.1.5  | DRK-Familienzentrum Pustblume/Gruppe  | 556             | 411           | 206<br>51,4% | 95<br>23,7%  | 57<br>14,2% | 8<br>2,0%  | 8<br>2,0%  | 27<br>6,7% |
| 66004.1.6  | Haus der Begegnung                    | 645             | 411           | 211<br>51,8% | 91<br>22,4%  | 66<br>16,2% | 8<br>2,0%  | 8<br>2,0%  | 23<br>5,7% |
| 66004.1.7  | Seniorenheim Edith-Stein-Haus         | 645             | 427           | 201<br>47,6% | 112<br>26,5% | 75<br>17,8% | 10<br>2,4% | 5<br>1,2%  | 19<br>4,5% |
| 66004.1.8  | Hotel-Restaurant Stüer                | 731             | 492           | 272<br>56,4% | 105<br>21,8% | 59<br>12,2% | 19<br>3,9% | 8<br>1,7%  | 19<br>3,9% |
| 66004.1.9  | Kindergarten St. Martin               | 687             | 432           | 208<br>48,8% | 87<br>20,4%  | 72<br>16,9% | 11<br>2,6% | 21<br>4,9% | 27<br>6,3% |
| 66004.1.10 | Bürgerhaus (Saal)                     | 675             | 395           | 194<br>49,7% | 93<br>23,8%  | 71<br>18,2% | 4<br>1,0%  | 14<br>3,6% | 14<br>3,6% |
| 66004.1.11 | Outlaw-Kindergarten (Tennishalle)     | 667             | 434           | 301<br>70,5% | 41<br>9,6%   | 62<br>14,5% | 12<br>2,8% | 0<br>0,0%  | 11<br>2,6% |
| 66004.1.12 | Gasthof Stermann                      | 516             | 360           | 228<br>64,6% | 31<br>8,8%   | 62<br>17,6% | 13<br>3,7% | 14<br>4,0% | 5<br>1,4%  |
| 66004.1.13 | Gaststätte Geuker-Wiedemann           | 514             | 369           | 262<br>71,6% | 25<br>6,8%   | 48<br>13,1% | 15<br>4,1% | 9<br>2,5%  | 7<br>1,9%  |